

Veuillez trouver les instructions en français au verso.

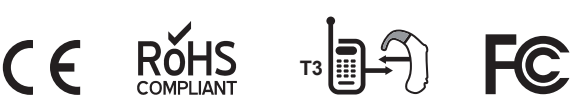
ALTO II

Simplified Manual

Copyright© 2011 Gold GMT SA All Rights Reserved
Reproduction, transfer, distribution or storage of part or all of the contents in this document in any form without the prior written permission as Gold GMT SA.
Statement:
Pictures contained in the present manual can vary from the enclosed mobile phone. Please refer to the enclosed mobile phone as the product. Gold GMT reserves the right to revise this document or withdraw it at any time without prior notice.
Safety Precautions
Please read these simple guidelines. Not following them may be dangerous or illegal. For further information, see the section of «Warnings and Precautions» in the complete manual delivered in the attached CDROM.
Do not switch the phone on when Mobile Phone use is prohibited or when it may cause interference or danger.
Do not place your phone and its accessories in containers with strong electromagnetic field.
Obey all local laws. Always keep your hands free to operate the vehicle while driving. Your first consideration while driving should be road safety.
Hospitals or health care facilities may be using equipment that could be sensitive to external radio frequency energy. Follow any regulations or rules in force.
Do not use the phone at a refueling point. Do not use near fuel or chemicals.
Follow any restrictions. Wireless devices can cause interference in aircraft.
Keep the phone and all its parts, including accessories, out of the reach of small children.
Use only approved batteries and chargers. Disconnect the charger from the power source when it is not in use. Do not leave the battery connected to a charger for more than a week, since overcharging may shorten its life.
Only qualified personnel should service the phone or install the phone in a vehicle. Faulty installation or service may be dangerous and may invalidate any warranty applicable to the device.

FCC Warning
Any Changes or modifications not expressly approved by the party responsible for compliance could void the user's authority to operate the equipment.
This device complies with part 15 of the FCC Rules. Operation is subject to the following two conditions:
(1) This device may not cause harmful interference, and
(2) This device must accept any interference received, including interference that may cause undesired operation.
Note: This equipment has been tested and found to comply with the limits for a Class B digital device, pursuant to part 15 of the FCC Rules. These limits are designed to provide reasonable protection against harmful interference in a residential installation. This equipment generates, uses and can radiate radio frequency energy and, if not installed and used in accordance with the instructions, may cause harmful interference to radio communications. However, there is no guarantee that interference will not occur in a particular installation. If this equipment does cause harmful interference to radio or television reception, which can be determined by turning the equipment off and on, the user is encouraged to try to correct the interference by one or more of the following measures:
- Reorient or relocate the receiving antenna.
- Increase the separation between the equipment and receiver.
- Connect the equipment into an outlet on a circuit different from that to which the receiver is connected.
- Consult the dealer or an experienced radio/TV technician for help.

Specific Absorption Rate (SAR) information
SAR tests are conducted using standard operating positions accepted by the FCC with the phone transmitting at its highest certified power level in all tested frequency bands, although the SAR is determined at the highest certified power level, the actual SAR level of the phone while operating can be well below the maximum value. This because the phone is designed to operate at multiple power levels so as to use only the power required to reach the network, in general, the closer you are to a wireless base station antenna, the lower the power output.
Before a new model phone is available for sale to the public, it must be tested and certified to the FCC that it does not exceed the exposure limit established by the FCC. Tests for each phone are performed in positions and locations (e.g. at the ear and worn on the body) as required by the FCC.
For body worn operation, this model phone has been tested and meets the FCC RF exposure guidelines when used with an accessory designated for this product or when used with an accessory that contains no metal and that positions the handset a minimum of 1.5 cm from the body.
Non-compliance with the above restrictions may result in violation of RF exposure guidelines.



Special events



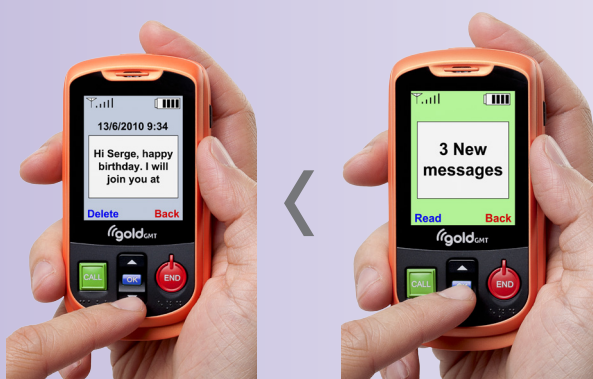
Emergency call



Set a reminder



Receive an SMS



Answer a call



Call a contact



Call a number



Prepare



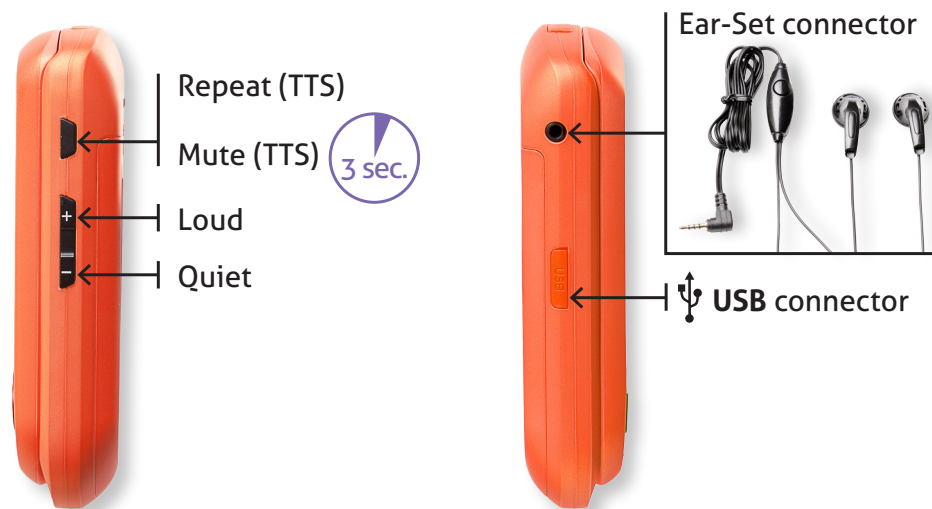
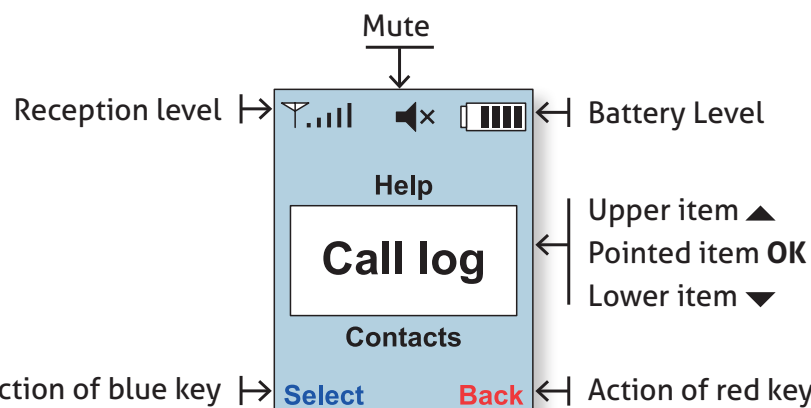
Charge



Switch-On | Switch-Off



Your ALTO II Mobile Phone Overview



List of shortcuts

Erase a call log entry or single SMS = #
Create contact from received Call or SMS = 0
Hands-free = press Call (GREEN) button during active call
Indication of the battery level = *#01#
Indication of the signal strength = *#02#
Indication of Date and Time = *#03#
Indication of the name of Operator = *#04#
Delete all entries of the Inbox = *#10#
Delete all entries of the Outbox = *#11#
Restore factory settings = *#7378673#

Phone compatible with Keys and keyboard in